

Industry Exclusive Brand Fit Guide

Look for these icons throughout the catalogue to find your fit.



P PERFECT FIT
 Our **PERFECT FIT** ladies only collection from **DEVON & JONES** is thoughtfully designed for the working woman who wants to look stylish and professional without sacrificing comfort and a flattering fit. Specially curated fabrics and wear-tested construction details produce garments that stretch and enhance in the right places and don't cling or gap in the wrong places. **PERFECT FIT** styles offer more options for women's companion items while coordinating seamlessly with the complete **DEVON & JONES** collection.

R RELAXED FIT
 Our **RELAXED FIT** is a generous cut with lots of extra room for a rigorous work environment. Ideal for layering, this comfortable silhouette is perfect for light industrial and service environments.

S SLIM FIT
 Our **SLIM FIT** follows the shape of the body with enough room built in for ease of movement, keeping a sleek and updated look. A great choice for a more fashion-forward silhouette.

C CLASSIC FIT
 Our **CLASSIC FIT** is straight cut with lots of room built in for a conventional and comfortable silhouette. It's easy to wear but still maintains body and shape.

A ACTIVE FIT
 Our **ACTIVE FIT** is a true-to-size cut, that falls free from the body with a slight taper to reduce bulk in layering. The perfect combination of form and function.

T TEAM FIT
 Our **TEAM FIT** allows garments to move and flex easily, in a non-restrictive silhouette that's comfortable for the active wearer, whether athlete, coach or fan.

Finding your perfect garment size is easy

How to Measure

CHEST: Measure just under the arms, across fullest part of chest, around shoulder blades holding tape firm and level.

WAIST: Measure your natural waistline, keeping one finger between the tape and the waist.

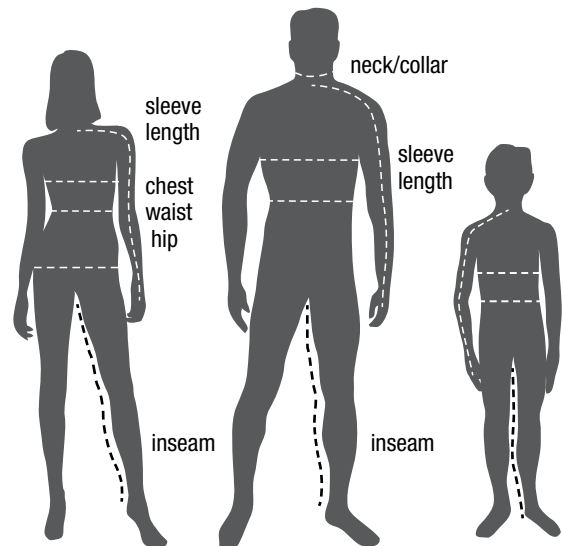
HIP: Stand and measure around the fullest point of hips.

SLEEVE LENGTH: With arm relaxed at side and slightly bent, measure from centre back neck, over the shoulder, down to the outer wrist.
















INSEAM: Stand and measure from centre crotch to bottom of ankle bone. (Please refer to specific style for garment inseam length.)

UNISEX: Men's medium is similar to ladies' large. Sleeve length will be about 1-1½" longer. Body of garment is not form fitting. Unisex medium is equivalent to men's medium through chest and sleeve length.

TALL SIZES: Men's garments have added length in the body and sleeves. Short-sleeves are 1" longer, long-sleeves and body length are 2" longer.



| MEN'S GARMENT SIZE | XS | S | M | L | XL | 2XL | 3XL | 4XL | 5XL | 6XL |
|-----------------------------|-------------|-------------|-------------|-------------|-------------|-------------|-------------|-------------|-------------|-------------|
| Numeric Sizing (USA/Canada) | 34 | 38 | 40 | 42 | 44 | 46 | 48 | 50 | 52 | 54 |
| Numeric Sizing (European) | 44 | 48 | 50 | 52 | 54 | 56 | 58 | 60 | 62 | 64 |
| Neck/Collar Size | 13.5" - 14" | 14.5" - 15" | 15.5" - 16" | 16.5" - 17" | 17.5" - 18" | 18.5" - 19" | 19.5" - 20" | 20.5" - 21" | 21.5" - 22" | 22.5" - 23" |
| Chest | 32" - 34" | 35" - 38" | 39" - 41" | 42" - 45" | 46" - 49" | 50" - 52" | 53" - 56" | 57" - 60" | 61" - 64" | 65" - 68" |
| Waist | 26" - 28" | 29" - 31" | 32" - 34" | 35" - 37" | 38" - 41" | 42" - 44" | 45" - 47" | 48" - 50" | 51" - 53" | 54" - 56" |
| Sleeve Length (Regular) | 32.5" - 33" | 33" - 33.5" | 34" - 34.5" | 35" - 35.5" | 36" - 36.5" | 37" - 37.5" | 38" - 38.5" | 38.5" - 39" | 39" - 39.5" | 39.5" - 40" |
| Sleeve Length (Tall) | 32.5" - 33" | 33" - 33.5" | 34" - 34.5" | 37" - 37.5" | 38" - 38.5" | 39" - 39.5" | 40" - 40.5" | 40.5" - 41" | 41" - 41.5" | 41.5" - 42" |
| LADIES' GARMENT SIZE | XS | S | M | L | XL | 2XL | 3XL | 4XL | | |
| Numeric Sizing (USA/Canada) | 2 | 4-6 | 8-10 | 12-14 | 16-18 | 20 | 22 | 24 | | |
| Numeric Sizing (European) | 32 | 34-36 | 38-40 | 42-44 | 46-48 | 50 | 52 | 54 | | |
| Chest | 31" - 32" | 33" - 35" | 36" - 38" | 39" - 42" | 43" - 45" | 46" - 49" | 50" - 53" | 54" - 57" | | |
| Waist | 23" - 24" | 25" - 27" | 28" - 30" | 31" - 32" | 33" - 35" | 36" - 38" | 39" - 41" | 42" - 44" | | |
| Hip | 33" - 34" | 35" - 37" | 38" - 40" | 41" - 42" | 43" - 45" | 46" - 48" | 49" - 51" | 52" - 54" | | |
| Sleeve Length | 29.5" - 30" | 30.5" - 31" | 31.5" - 32" | 32.5" - 33" | 33.5" - 34" | 34.5" - 35" | 35" - 35.5" | 35.5" - 36" | | |
| YOUTH GARMENT SIZE | XS (4-6) | S (8) | M (10-12) | L (14-16) | XL (18-20) | | | | | |
| Chest | 24" - 25" | 26" - 27" | 28" - 30" | 31" - 32" | 33" - 34" | | | | | |
| Waist | 21" - 22" | 23" - 24" | 25" - 26" | 27" - 28" | 29" - 30" | | | | | |
| Sleeve Length | 24.5" - 25" | 25" - 26.5" | 26.5" - 28" | 28" - 29.5" | 29.5" - 31" | | | | | |

| BRAND | GENDER | XXS | XS | S | M | L | XL | 2XL | 3XL | 4XL | 5XL | 6XL |
|--|-------------------------------------|---------|---------|---------|-----------|-----------|-----------|---------|-----------|---------|---------|---------|
|  ALSTYLE APPAREL & ACTIVEWEAR | Men's (Chest) | | | 34"-36" | 38"-40" | 42"-44" | 46"-48" | 50"-52" | 54"-56" | 58"-60" | 62"-66" | |
|  ALTERNATIVE | Men's (Chest) | | 32"-34" | 35"-37" | 38"-40" | 41"-43" | 44"-46" | 47"-48" | 49"-50" | | | |
| | Ladies' (Chest) | | 30"-31" | 32"-33" | 34"-35" | 36"-37" | 38"-39" | 40"-41" | | | | |
| | Ladies' (Waist) | | 23"-25" | 25"-27" | 27"-29" | 29"-31" | 31"-33" | 33"-35" | | | | |
| American Apparel | Unisex (Chest) | 29"-31" | 30"-32" | 34"-36" | 38"-40" | 42"-44" | 46"-48" | 48"-50" | 50"-52" | | | |
|  BELLA + CANVAS | Men's/Unisex (Chest) | | 31"-34" | 34"-37" | 38"-41" | 42"-45" | 46"-49" | 50"-53" | 54"-57" | 58"-61" | | |
| | Ladies' Jersey & Rib (Size) | | | 2-4 | 6-8 | 8-10 | 10-14 | 14-18 | | | | |
| | Ladies' Relaxed (Size) | | | 2-6 | 6-10 | 10-14 | 14-18 | 18-22 | | | | |
| | Ladies' Flowy (Size) | | 0-2 | 2-4 | 6-10 | 10-14 | 14-18 | 18-20 | | | | |
| | Youth (Size) | | | 6-8 | 10-12 | 14-16 | | | | | | |
|  Champion | Men's (Chest) | | 30"-32" | 34"-36" | 38"-40" | 42"-44" | 46"-48" | 50"-52" | 54"-56" | | | |
| | Men's (Waist) | | 24"-26" | 28"-30" | 32"-34" | 36"-38" | 40"-42" | 44"-46" | 48"-50" | | | |
|  Columbia | Men's (Chest) | | 32"-35" | 35"-38" | 38"-41" | 42"-45" | 46"-49" | 50"-53" | 54"-57" | | | |
| | Ladies' (Size) | | 2 | 4-6 | 8-10 | 12-14 | 16-18 | | | | | |
| | Ladies' (Chest) | | 32"-33" | 34"-35" | 36"-37.5" | 39"-40.5" | 42"-44.5" | 43"-45" | | | | |
|  Dickies | Men's (Chest) | | | 34"-36" | 38"-40" | 42"-44" | 46"-48" | 50"-52" | 54"-56" | 58"-60" | 62"-64" | |
|  FRUIT & LOOM | Men's (Chest) | | | 34"-36" | 38"-40" | 42"-44" | 46"-48" | 50"-52" | 54"-56" | 58"-60" | 62"-64" | 66"-68" |
| | Ladies' (Size) | | | 4-6 | 8-10 | 12-14 | 16-18 | 20-22 | 24-26 | | | |
|  GILDAN | Men's (Chest) | | | 34"-36" | 38"-40" | 42"-44" | 46"-50" | 50"-52" | 54"-56" | 58"-60" | 62"-64" | |
| | Ladies' (Size) | | 0-2 | 4-6 | 8-10 | 12-14 | 18-20 | 20-22 | 24-26 | | | |
| | Junior Ladies' (Size) | | | 0-2 | 4-6 | 8-10 | 12-14 | 16-18 | 18-20 | | | |
| | Youth (Size) | | 2-4 | 6-8 | 10-12 | 14-16 | | | | | | |
| | Youth (Size) G200B/G240B/G500B | | 6-8 | 10-12 | 14-16 | 18-20 | 22-24 | | | | | |
|  JERZEES | Men's (Chest) | | | 34"-36" | 38"-40" | 42"-44" | 46"-48" | 50"-52" | 54"-56" | 58"-60" | 62"-64" | |
| | Ladies' (Size) | | | 4-6 | 8-10 | 12-14 | 16-18 | 20-22 | 24-26 | | | |
| | Youth (Size) | | 2-4 | 6-8 | 10-12 | 14-16 | 18-20 | | | | | |
|  Marmot | Men's (Chest) | | 33"-35" | 36"-38" | 39"-41" | 42"-45" | 46"-49" | 50"-53" | 54"-57" | | | |
| | Ladies' (Size) | | 2 | 4-6 | 8-10 | 12-14 | 16 | | | | | |
|  NL NEXT LEVEL APPAREL | Men's/Unisex (Chest) | | 33"-35" | 35"-38" | 38"-41" | 43"-44" | 45"-48" | 48"-52" | 53.5"-56" | 60" | | |
| | Ladies' Fitted (Size) | | | 0-2 | 2-4 | 4-6 | 8-10 | 12 | | | | |
| | Ladies' Relaxed (style 3940) (Size) | | 0-2 | 2-4 | 4-6 | 8-10 | 12-14 | 14-16 | 18-20 | | | |
| | Ladies' Relaxed (Size) | | 0-2 | 2-4 | 4-6 | 8-10 | 12-14 | 14-16 | 18-20 | | | |
| | Ladies' Oversize Fit (Size) | | 2-6 | 4-8 | 6-10 | 8-12 | 12-16 | 18-20 | 20-24 | | | |
| | Ladies' Dolman/Flowy (Size) | | 2-6 | 4-8 | 6-10 | 8-12 | 12-16 | 18-20 | 20-24 | | | |
| | Toddler (Size) | | 2T | 3T | 4T | | | | | | | |
|  PUMA | Men's Polos (Chest) | 37" | 39.5" | 42" | 44" | 47" | 50.5" | 53.5" | 56.5" | 60" | 63" | |
| | Men's Polos (Length) | 27" | 28" | 29" | 30" | 31" | 32" | 33" | 34" | 35" | 35" | |
| | Men's Layering (Chest) | 37" | 39.5" | 41.5" | 44" | 47" | 50.5" | 53.5" | 56.5" | 60" | 63" | |
| | Men's Layering (Length) | 26" | 27" | 28" | 29" | 30" | 31" | 32" | 33" | 34" | 35" | |
| | Ladies' Polos (Chest) | 32.5" | 34" | 35.5" | 37.5" | 40" | 41" | 43.5" | 46" | 48.5" | 51" | |
| | Ladies' Polos (Length) | 24.5" | 25" | 25.5" | 26" | 26.5" | 27" | 27.5" | 28" | 28.5" | 29" | |
| | Ladies' Layering (Chest) | 32.5" | 34" | 36" | 38" | 40" | 42" | 44" | 46.5" | 49" | 51" | |
| | Ladies' Layering (Length) | 26" | 26.5" | 27" | 27.5" | 28" | 28.5" | 29" | 29.5" | 30" | 30.5" | |
|  RABBIT SKINS APPAREL | Toddler (Size) | | | 2 | 3 | 4 | 5/6 | 7 | | | | |
| | Infant (Size) | | NB | 6M | 12M | 18M | 24M | | | | | |
|  SPYDER | Men's (Chest) | | | 39" | 42" | 45" | 48" | 51" | 54" | | | |
| | Men's (Hip) | | | 33" | 36" | 39" | 42" | 45" | 48" | | | |
| | Men's (Sleeve Length) | | | 32.5" | 33.5" | 34.5" | 35.5" | 36.5" | 37.5" | | | |
| | Ladies' (Chest) | | 33" | 35" | 37.5" | 41.5" | 46" | 48" | | | | |
| | Ladies' (Hip) | | 35" | 37" | 39.5" | 43.5" | 48" | 50" | | | | |
| | Ladies' (Sleeve Length) | | 30" | 30.75" | 31.5" | 32.25" | 33" | 33.375" | | | | |
|  THREADFAST APPAREL | Men's/Unisex (Chest) | | 30"-32" | 34"-36" | 38"-40" | 42"-44" | 46"-48" | 50"-52" | 54"-56" | | | |
| | Joggers (Inseam) | | 27½" | 28" | 28½" | 29" | 29½" | 30" | | | | |
| | Joggers (Waist) | | 28" | 30" | 32" | 34" | 36" | 38" | | | | |
| | Yoga Pant (Inseam) | | 24¼" | 24¾" | 25¼" | 25¾" | 26¼" | 26¾" | | | | |
| | Yoga Pant (Waist) | | 18" | 20" | 22" | 24" | 26" | 28" | | | | |